


ROUND 1. Magic ring (R1.1),  
ch2 (R1.2), 16dc into ring (R1.3).  
Join to 1st dc with a sl-st, fasten  
off, and secure ends. (R1.4)



ROUND 2. Join with a standing  
popcorn in any st (R2.1), \*ch3,  
skip next st, popcorn in next st  
(R2.2)\*. Repeat \*\* 8 times. Omit  
last popcorn. Join to standing  
popcorn with a sl-st, fasten off,  
and secure ends. (R2.3)

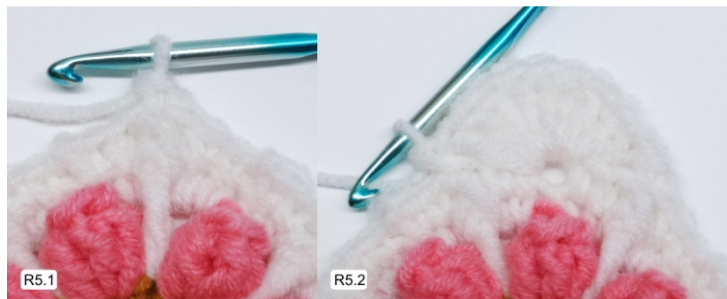


ROUND 3. Join with a standing  
dc in any skipped st of round 1  
(R3.1), 2sc in ch 3 space (R3.2),  
\* skip popcorn, 2sc in ch 3  
space, dc in skipped st of round  
1, 2sc in same ch3 space  
(R3.3)\*. Repeat \*\* 8 times. Omit  
last 2sc and dc. Join to standing  
dc with a sl-st. (R3.4)




ROUND 4. ch1, fpdc around same st (R4.1), \* sc in next 2 sts, ch1, sc in next 2 sts, fpdc around next st (R4.2)\*. Repeat \*\* 8 times. Omit last fpdc. Join to 1st fpdc with a sl-st. (R4.3)

ROUND 5. ch1, sc in same st (R5.1), \* skip next 2 sts, 9dc in ch1 space, skip next 2 sts, sc in next st (R5.2)\*. Repeat \*\* 8 times. Omit last sc. Join to 1st sc with a sl-st, fasten off, and secure ends. (R5.3)



ROUND 6. Join with a standing bpsc around any fpdc of round 4 (R6.1), \* ch4, bpsc around next fpdc of round 4 (R6.2)(R6.3) \*. Repeat \*\* 8 times. Omit last bpsc. Join to standing bpsc with a sl-st. (R6.4)(R6.5)



ROUND 7. ch1, sc in same st (R7.1), \* in ch 4 space (2hdc, 3dc), ch1, skip next st, in ch4 space (3dc, 2hdc), sc in next st (R7.2) \*. Repeat \*\* 4 times. Omit last sc. Join to 1st sc with a sl-st. (R7.3)(R7.4)(R7.5)



ROUND 8. ch1, sc in same st (R8.1), \* sc in next 2 sts, skip next 3 sts, in ch1 space (cluster of 2tr, ch2, cluster of 2tr, ch2, cluster of 2tr, ch2, cluster of 2tr), skip next 3 sts, sc in next 3 sts (R8.2)\*. Repeat \*\* 4 times. Omit last sc. Join to 1st sc with a sl-st, fasten off, and secure ends. (R8.3)



ROUND 9. Join with a standing fpssc around any 1st cluster of 2tr of any repeat (R9.1),\* (2sc in ch2 space, fpssc around next st) 4 times, sc in next 5 sts, fpssc around next st (R9.2)\*. Repeat \*\* 4 times. Omit last fpssc. Join to standing fpssc with a sl-st. (R9.3)

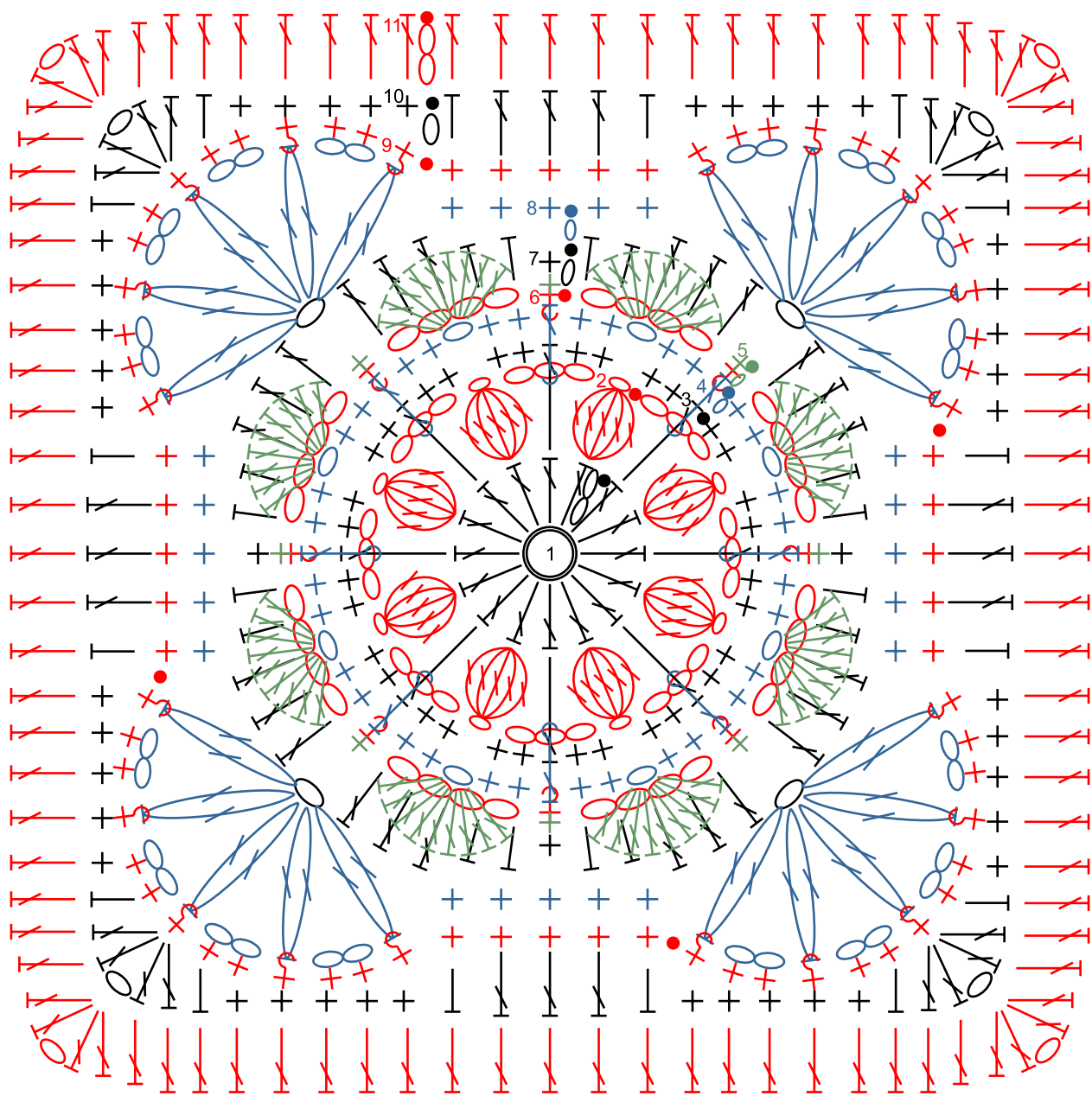


ROUND 10. ch1, sc in same st (R10.1), \* sc in next 4 sts, hdc in next st, in next st (2dc, ch1, 2dc), hdc in next st, sc in next 5 sts, hdc in next st, dc in next 3 sts, hdc in next st, sc in next st (R10.2)\*. Repeat \*\* 4 times. Omit last sc. Join to 1st sc with a sl-st. (R10.3)



ROUND 11. ch2, dc in same st, dc in next 7 sts, \* in ch 1 space (2dc, ch1, 2dc), dc in next 21 sts\*. Repeat \*\* 4 times. Omit last 8 dc. Joind to 1st dc with a sl-st, fasten off, and secure ends. (R11.1)





+ sc - single crochet

┆ hdc - half double crochet

┆ dc - double crochet

┆ fpdc - front post single crochet

┆ fpdc - front post double crochet

● sl-st

○ chain

popcorn (of 5dc)

cluster of 2tr - cluster of two treble together